



Design research on pedagogically motivated multimodal course in English: tools for student engagement enhancing learning outcomes

Tuija Alasalmi
Kirsi Korkealehto
Tuire Salo

1. Background

2. Design

**3. Feedback and
experience**

4. Conclusion



English B1

3/23



2 study credits
as a
blended
learning course

Course structure

>>fronter Huoneet ▼ Työkalut ▼ Tuija Alasalmi ▼ Hae

Oma sivu VOVA VSS - Virtual Studen... Englanti Zop valment...



Sijaintisi: Englanti Zop valmentava syksy 2015

Oma maa mansikka, muu maa mustikka!

Tiesitkö, että tämä sanonta ei taivu englannin kielelle kovinkaan tarkasti? Lähin vastaava sanonta voisi olla *There's no place like home*.

Welcome to the strange world of the English language! This course is for you to brush up with your English skills. The overall objective is to make you feel "at home" with the language, to feel comfortable using it whether in written or oral form. Begin by choosing the skills you want to practice, or follow the plan given by your teacher, or the original course plan in the left column (Edistyminen). In order to get the 2 study credits, you must complete all the assignments in both sections.

Tämä kurssialue on jaettu kahteen osioon: mansikka-osiossa keskityt kirjallisen kielitaidon vahvistamiseen eli kirjoittamisen ja tekstinymmärtämisen harjoitteluun sekä sanaston ja kielopin kertaamiseen. Mustikka-osiossa harjoittelet suullista kielitaitoa eli kuullunymmärtämistä ja suullista tuottamista mm.paritehtävien avulla. Tarkoituksena on, että etenet **tehtäväkohtaisen viikkosuunnitelman** mukaisesti ja joka viikko teet tehtäviä **sekä** mansikka- **että** mustikka-osioissa. Jos kuitenkin kaipaat preppausta esim. erityisesti suullisessa tuottamisessa, voit keskittyä tekemään vain mustikka-osiota.



The strawberry takes you to different locations in Finland. In this section you'll practise basic grammar and vocabulary. You will brush up with writing and reading skills.

Mansikassa etenet ympäri Suomea Diakin toimipisteiden kautta. Aloita pohjoisesta ja etene kohti lentoasemaa.

The blueberry takes you around the world! In this section you'll practise conversational skills. You will brush up with spoken interaction - both listening and speaking.

Mustikassa reissaat ulkomailta. Aloita Euroopasta ja etene numerojärjestyksen mukaan Afrikasta Aasiaan.

Geographical study path

go back

Click go back if you've seen enough!



go back

Click go back if you've been there, done that!



Helsinki Airport



The pedagogical framework for enhancing student engagement



collaborative learning

self-regulation

contextualized language learning

multimedia based learning

Tools for enhancing engagement


- Collaborative group/ pair assignments
- Regular teacher presence and support
- Positive peer pressure and support
- New apps for learning



Task design at focus!

Examples

Listening comprehensions



Juhani, PhD (Voki does not play on iPad)




Tuire (left) and Kirsi (right, as always)



Eija, educator



Ari, very British



Tuija, multitalent



Ohje

Watch the video and answer the questions.

Not in the mood for this right now? [Go back to UK page](#)

Please click on the picture and you'll hear Ari introducing himself.



Äänitiedosto aukeaa uuteen ikkunaan kuvaa klikkaamalla. Voit vastata samalla kysymyksiin kun painat play-nappia ja palaat tähän ikkunaan.

*Choose the best alternative

Ari teaches

- Nursing
- Diaconal studies
- Languages

*Choose the best alternative

Ari most often works in

- Oulu
- Maine
- Lapland

*Choose the best alternative

Diak students are

- lazy
- affable
- non-professional

*Choose the best alternative

He mentions the UK, Germany, Nepal and Vietnam because he

- welcomes international students

Katso video ja vastaa alla oleviin kysymyksiin.

Kuuntele Malala Yousafzain puhe ja vastaa kysymyksiin.

Not in the mood for this now? [Go back to India main page](#)



*Kysymys 1. Vastaa kysymykseen.

Mistä maista vuoden 2014 Nobelin rauhanpalkinnon saajat ovat?

Answer your question here.

*Kysymys 2. Vastaa kysymykseen.

Mitä uskontoja rauhanpalkinnon saajat edustavat?

Oral task examples

- Pair discussions using FaceTime, Skype, appear.in
- Recordings
- Pair exercises (drills)



2. Interview your pair/client etc in English.
Follow the above instructions on preparing an interview.
Record the interview and return it to the folder below.

2. Haastattele pariisi (valmistelkaa haastattelu yllä olevan ohjeen mukaan) ja palauta haastattelutallenne alla olevaan kansioon.





Hello teacher!

Greetings from rainy Kajaani. I have been busy, because my horse had a baby. I tried to study english and other subjects also. I hope to learn more about everything. English is so rusty right now :)

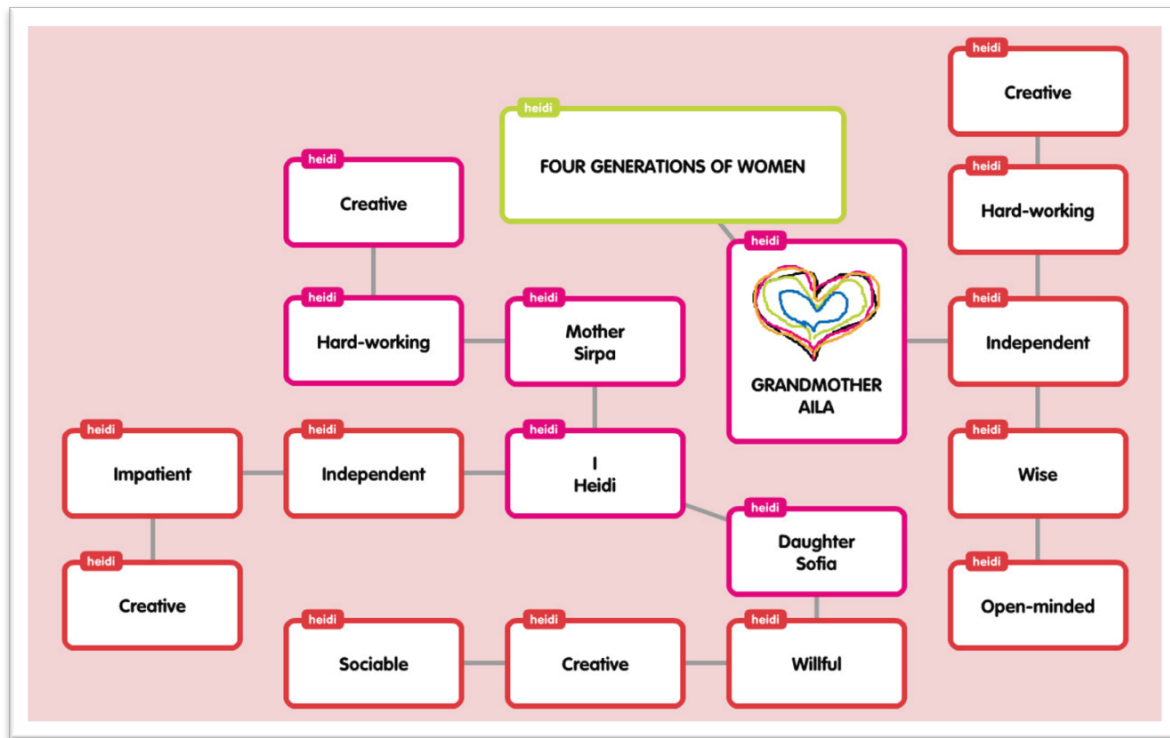
Best wishes and happy holidays to you!

Written tasks

- e-card
- Instagram
- presentation of yourself for everybody
- presentation independently, pair feedback Office 365

Vocabulary tasks

- Popplet
- [Quizlet](#)
- [Thinglink](#)



Grammar tasks

videos and exercises with PowerPoint and Explain Everything

Word Forms

links to interactive exercises



1. Watch the grammar video on modal auxiliaries.
1. Katso kielioppivideo modaalisista apuverbeistä.

Hands-on

Peer support

pair work
collaborative tasks
table of progress
social pressure
sense of community



Teacher support

teaching in class
and via AC
Fronter Messenger
task feedback
technological
support

Oma nimesi	Viikko 1			Viikko 2		
	Oulu	UK	Sweden	Pieksämäki	Hungary	Spain
Suomi _____	HKI	Oulu	Kenya	HKI	Swasimaa	
Susanna _____	X	X	X	X	X	
Jaana _____	X	X	X	X		
Minna _____						
Mari _____	X	x	x	x		
Stina _____	x	x		x		
Pekka _____	X	X	X			
Hanna _____	X	X	X	X	X	X
Olga _____		X				
Jonna _____	x	x	x	x		
Piia _____	x	x		x		

Students' feedback; positive

Adobe Connect Pro-sessions

versatile exercises

same level group

own attitude

Skype/FaceTime

face-to-face
teaching

grammar videos

student paced;
individual learning

teacher

growing self-confidence



Students' feedback; negative



confusing site
structure

poor motivation

technological defects

poor instructions

correct answers
missing

lack of pair

Teachers' experiences

puzzling role

co-working
and sharing

challenging
technology



professional
development


teacher
engagement
in planning

pedagogically
motivated
design

Conclusion

Conclusion

- pilot; teachers and students were satisfied
- balance between flexibility and clear structure
- new apps only with instructions
- teacher as instructor
- self-confidence and courage to use the language
- learning outcomes and student engagement will be analysed
- the course will be developed accordingly





As one of the aims for this English course,
we wish to empower our students to
become self-confident world citizens with
multicultural awareness.

