



POSTER CRITERIA AND RECOMMENDATIONS

Title

The title should be the same as indicated in the original abstract/paper.

Contact Information

Name, complete mailing address, telephone number, e-mail address and website should appear on the poster.

Size

Posters must be no larger than **70 cm x 100 cm (no landscape)**. Posters larger than these dimensions will exceed the allocated space per poster and it will not be possible to display the poster during the Conference. It is therefore necessary that the poster adhere to the specified measurements.

Lettering


The poster should be easily readable at a distance of two metres.

Recommendations


TYPE OF TEXT	SIZE OF CHARACTERS	CASE / STYLE	GENERAL ADVICE
TITLE	20-24 mm or 100 point maximum	Title Case / Bold	At the top of the poster please include the title of the presentation, the name of the authors and the institution where the work was carried out.
HEADINGS	48 point is suggested 60 point maximum	Title Case	Headings such as "Introduction", "Methods", "Results", "Discussions" and "Conclusions" are useful.
CONTENT	24-28 point 32 maximum Single spaced	Upper and Lower Case	The text should be brief throughout. Any description of methods should be simple and concise.



In particular:



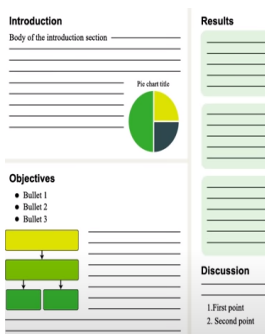
Avoid putting too much text in the document. It gets difficult to read.



Avoid using too many symbols, arrows. They make the reader feel “lost” while reading the poster.



Avoid copying the text of your paper!



- Use only one or two font styles
- Keep the structure simple, even leaving some blank spaces
- Use graphs and visuals.
- Use a soft colour palette, choose two/three colours at maximum
- Give a “direction” to the contents: from top to bottom, left to right...