

2019-12-03

Innovation in Language Learning, Florence



DALARNA  
UNIVERSITY

Teaching Teacher Students through

# Innovative Teaching Approaches in Online Learning

**1**

**Objective**

**2**

**What we do**

**3**

**Why we do it**


**4**

**Summary**



# Preparing language teachers of tomorrow

- Innovation
- Practicing what we preach
- Multi-modal resources and online tools



3/19

2

**What we do**



1

2

3

4

What we do

Greenland

# Long tradition of online teaching

**2004**  
first online

**12**  
languages

**110**  
teachers

Campus students  
36%

Online students  
64%

5/19

# What makes this course special?


**Learning platform**

**Blackboard**  
learn<sup>+</sup><sub>TM</sub>

**Online seminars**



# What makes this course *different*?



# Video recording and editing

## Why?

- More fun for teachers and students(?)
- Alternative to texts
- Spoken language instead of written

## How?

- Record computer screen and webcam
- Record videos with smartphones

## What's important?

- Keep it simple – the app makes it hard to spend too much time on editing

Screencast-o-matic

SCREENCAST  MATIC

Kinemaster





# Flipped classroom

## Why?

- To use “campus days” more efficiently
- Spend time on *working* with tools instead of listening to teachers *talking* about them

## How?

- Set up playlists
- Let students watch videos before you meet

## What's important?

- Keep videos relevant
- Keep videos short
- Add quizzes to check participation



EdPuzzle, Youtube, TEDEd



# Collaborative writing



10/19

# Collaborative writing

## Why?

- Fair examination
  - Who wrote what?
- Easier to collaborate

## How?

- Through shared documents



## What's important?

- Data protection  
GDPR – be aware of  
what you share

3

**Why we do it**



# Why?

## To practice what we preach!

We used to tell our teacher students that working with digital tools was important. “Digital competence” is part of the curriculum.

- We gave them **links** to digital tools to try on their own.
- We asked them to **read** texts about digital tools.
- We asked them to **write about and discuss** digital tools.
- And they made **Power Points**. Lots and lots of Power Points.



1

2

3

4


Why we do it

# They noticed

4

# Summary

# Summary



1 2 3 4  
What we do

## Video recording and editing

**Why?**

- More fun for teachers and students(?)
- Alternative to texts
- Spoken language instead of written

**How?**

- Record computer screen and webcam
- Record videos with smartphones

**What's important?**

- Keep it simple – the app makes it hard to spend too much time on editing

SCREENCAST-O-MATIC Screencast-o-matic

Katarina Lindahl 2019-11-11 9/20

1 2 3 4  
What we do

## What makes this course *different*?

YouTube

edpuzzle TEDEd SCREENCAST-O-MATIC

Google

Katarina Lindahl 2019-11-11 8/20

1 2 3 4  
Why we did it

## Why?

### To practice what we preach!

We used to tell our teacher students that working with digital tools was important. "Digital competence" is part of the curriculum.

- We gave them **links** to digital tools to try on their own.
- We asked them to **read** texts about digital tools.
- We asked them to **write about and discuss** digital tools.
- And they made **Power Points**. Lots and lots of Power Points.

Katarina Lindahl 2019-11-11 13/19

1 2 3 4  
What we do

## Flipped classroom

**Why?**

- To use "campus days" more efficiently
- Time can be spent on working with tools instead of listening to teachers talking about them

**How?**

- Set up playlists
- Let students watch videos

**What's important?**

- Keep videos relevant
- Keep videos short
- Add quizzes to check participation

edpuzzle YouTube TEDEd

Katarina Lindahl 2019-11-11 10/20



1 2 3 4  
What we do

## Collaborative writing

**Why?**

- Fair examination
  - Who wrote what?
- Easier to collaborate

**How?**

- Through shared documents

**What's important?**

- Data protection GDPR – be aware of what you share

Google docs, google drive Google

Katarina Lindahl 2019-11-11 12/20

# Toolkit

## Online teaching

<https://www.blackboard.com>

<https://zoom.us>



## Video recording and editing

<https://screencast-o-matic.com>

<https://www.kinemaster.com>



## Flipped classroom

<https://edpuzzle.com>

<https://ed.ted.com>

<https://www.youtube.com>



## Collaborative writing

<https://docs.google.com>

<https://docs.google.com/presentation>



**Thank you for  
your attention!**





# Katarina Lindahl

Lecturer

Ph. Lic. In subject didactics

School of Humanities and Media Studies, English Department



**kla@du.se**



**+46 23-77 86 81**



**@LarareLindahl**