



Making a Difference:

***English Learning, ICT and the School Library
Hand-in-Hand***



Presenting the project:

PART I/PART II

- 1 - Context
- 2 - Strategies
- 3 – ICT tools
- 4 – Activities with the older students
- 5 – Parallel activity
- 6 – Development
- 7 – Broadening horizons
- 8 – Dissemination
- 9 – Conclusion

Title of the project: **hard to translate...**



PART I:

- “Inglês com TICs e (re)toques na BE do 1º ciclo” (2016-18), for students aged 8 to 10

PART II:

- “Inglês com TIC, (re)toque e com a BE” (2018-20), for students aged 10 to 12



Project logo



TAKE I:

2016-18

- Students aged 8 to 10 -



1 – Context

Where are we?





National Merit Idea Project



Primary school library



High school library



2 – Strategies

Super-heroes





Incentive charts...



... and the
corresponding
rewards





**Outdoor
education**







The role of the photographer:

mobile phone ou iPad



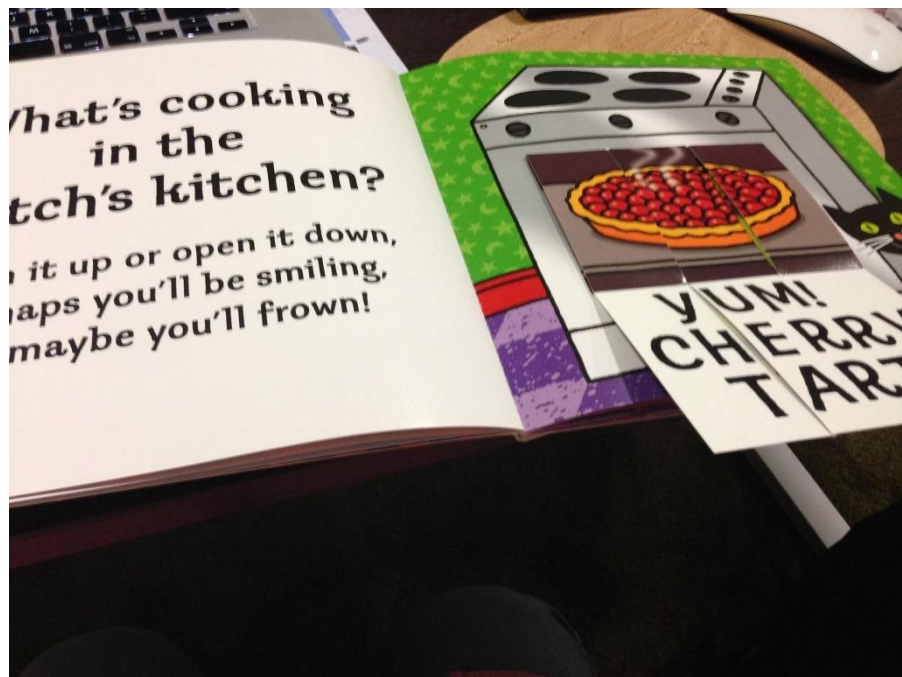
Password

Games in the classroom






Children's books



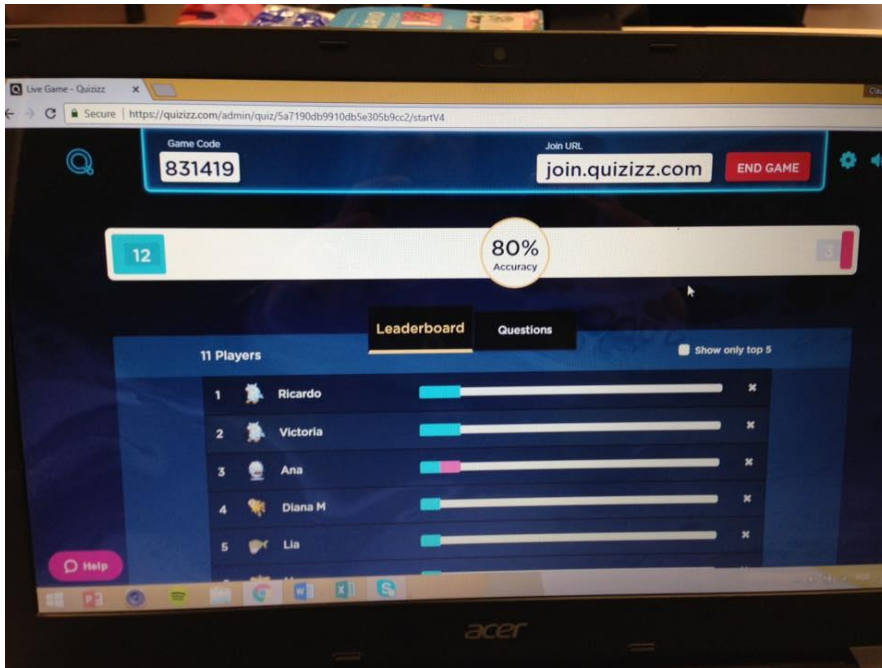


3 – ICT tools




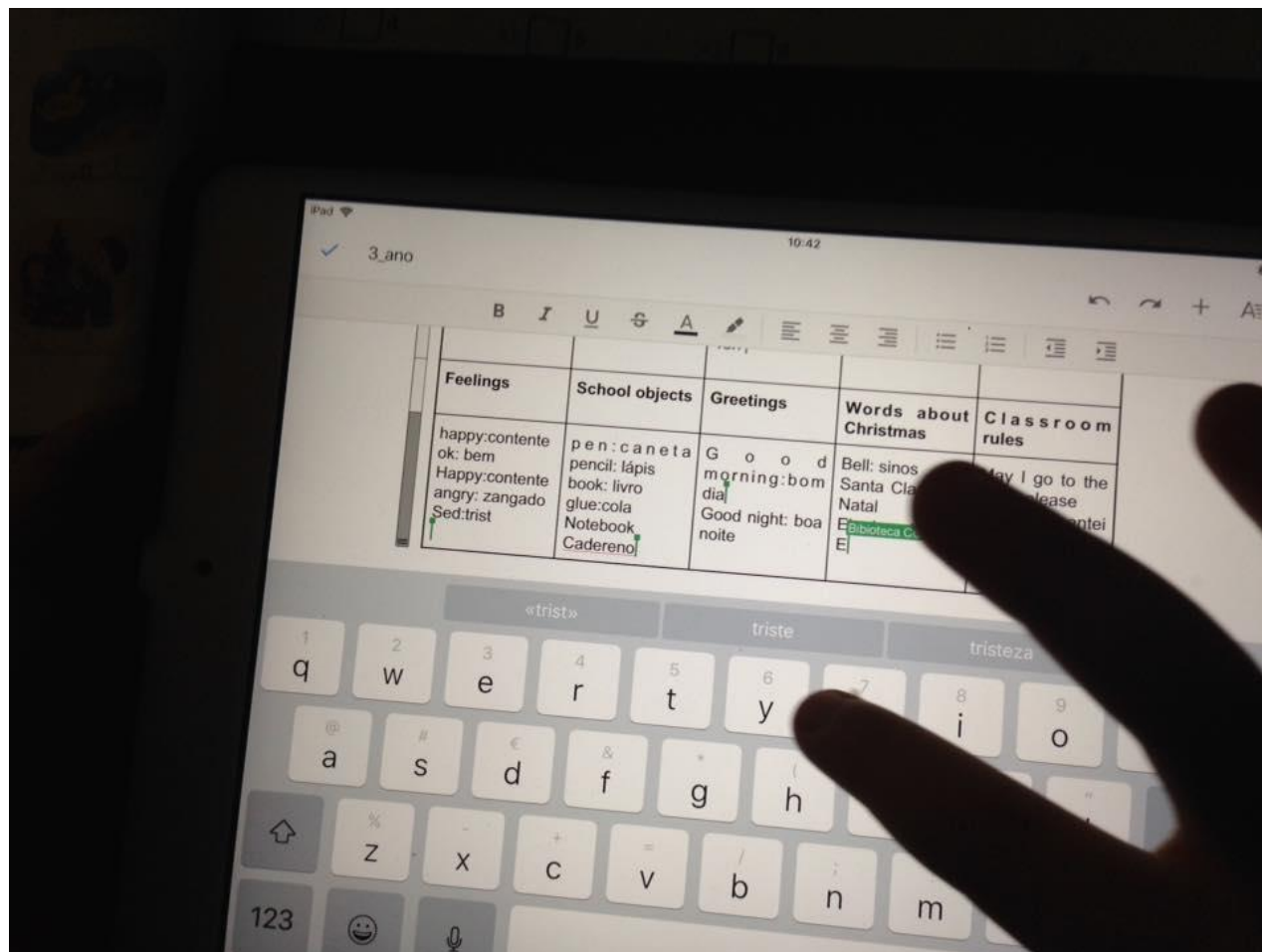
Kahoot






Evaluation in real
time: *quizizz*





**Collaborative
work:**
*google docs in
the google
drive*

Inglês 1 CEB



***English Apps:
busuu and many
others***






ESLChallenge - English teaching resources:

<https://eslchallenge.weebly.com/>

Teach English Step by Step:

<http://www.teachenglishstepbystep.com/>



**Vocabulary
practice:**

QR codes

Projeto: Inglês com TICs e (re)toques na biblioteca escolar do 1º ciclo (2016-2018)

Inquérito aos Alunos para Avaliação Final do Projeto

Logótipo do projeto



Como foram as aulas de Inglês estes dois anos?

**Evaluation of
the project:**

*socrative and
google forms*



4 – Activities with the older students



Sharing messages, photos and activites


GREETINGS

Find these six words in the following wordsearch:

good morning, good night, goodbye, good evening, hello, good afternoon. You can find the words like this: →, ↓, ↘, ↙ .

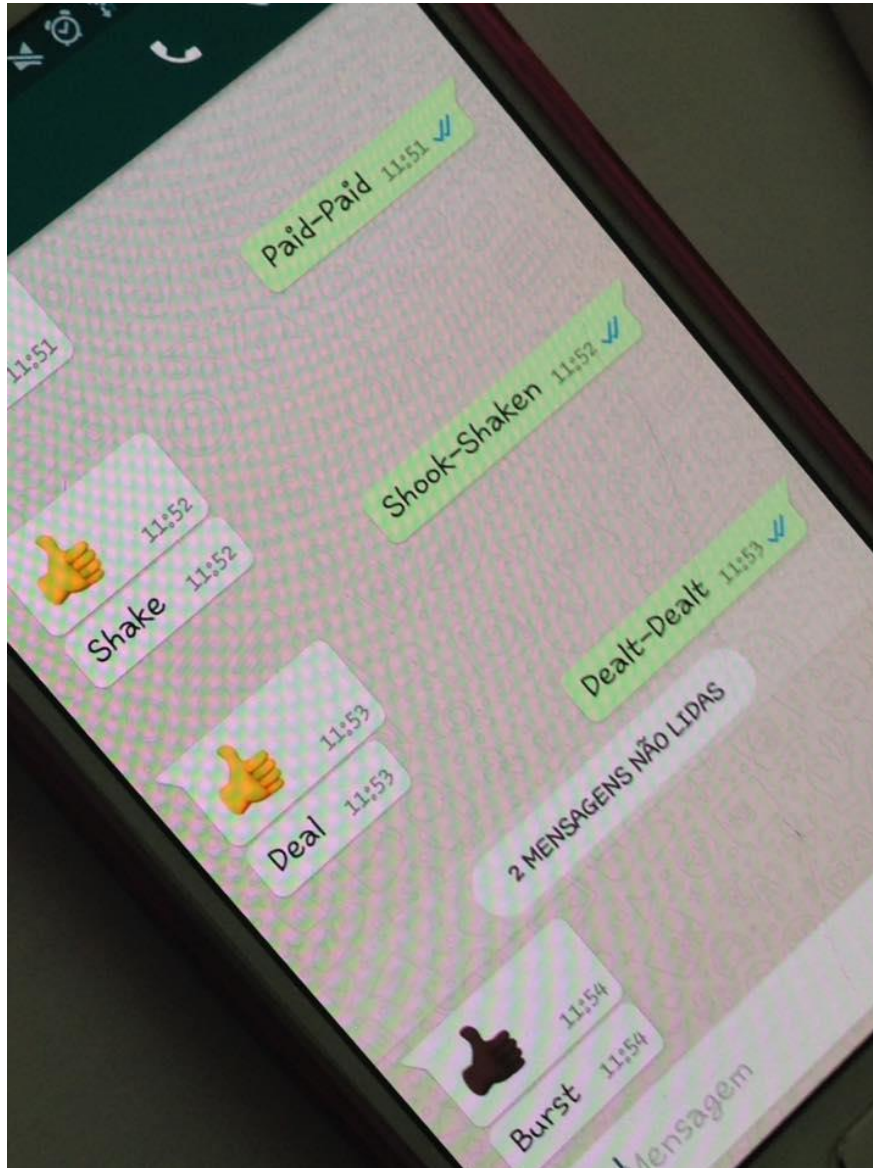
Good luck!





Creating interactive exercises:

LearningApps



**Practising
irregular verbs
(older students):**

WhatsApp



5 – Parallel activity



Introducing English to kindergarten children

Once a week since 2016



TAKE II:

2018-20

Students aged 10 to 12



6 – Development



1	2	3	4	5	6
20					7
19					8
18					9
17					10
16	15	14	13	12	11

1	2	3	4	5	6
20	<div>SUPER STAR!</div> 				7
19					8
18					9
17					10
16	15	14	13	12	11

1	2	3	4	5	6
20	 On Your Way to Stardom!				7
19					8
18					9
17					10
16	15	14	13	12	11

1	2	3	4	5	6	
20						7
19						8
18						9
17						10
16	15	14	13	12	11	

©Fun Factor 2015



Official Helper

Congratulations! You got the necessary punctuation to get this card. Now, you have the right to be the “official helper” of your English teacher for ONE week.



Early Leaving Pass

Congratulations! You got the necessary punctuation to get this card. Now, you have the right to leave the English classes 5 minutes earlier for ONE week. Don't make noise outside! Use your time wisely!



Homework Pass

Congratulations! You got the necessary punctuation to get this card. You have earned ONE week of no homework! Don't forget to present the card at the beginning of the lesson!

Incentive charts (part II)...

... but with other type of
rewards



Activity with robots in the school library:

*Revising vocabulary
/
computational
thinking*

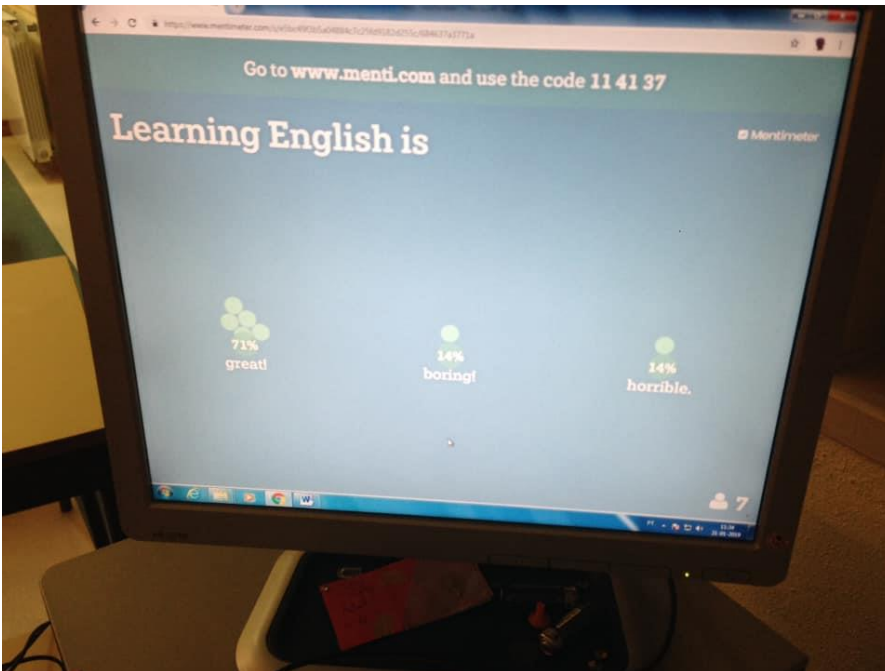


Digital activities (part II):


Kahoot
Socrative
Quizizz
QR codes

+

Mentimeter
Plickers



Board games



Role Play

Tourists “lost” in Portugal

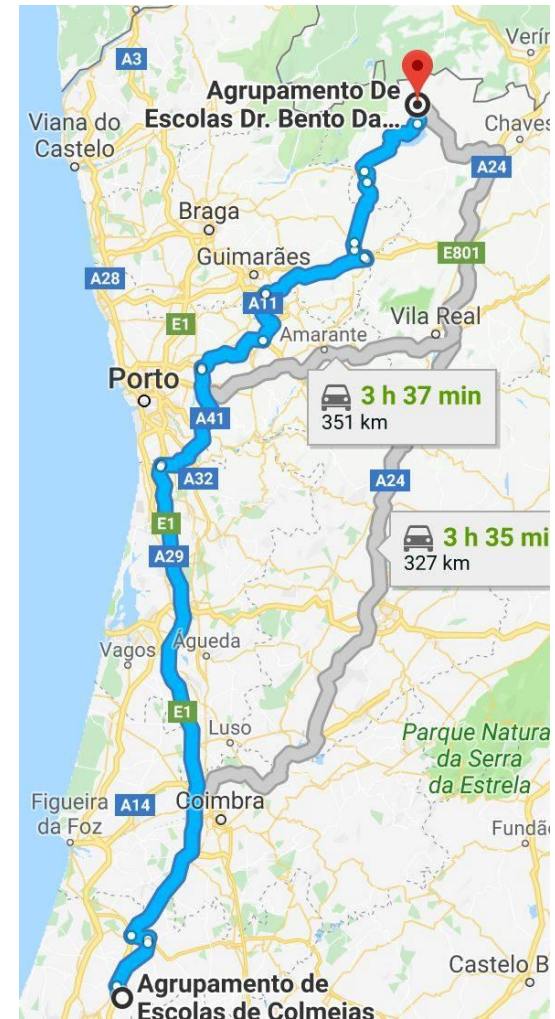




7 – Broadening horizons

- *Bookmark exchange with a Canadian school*
- *Exchange project with another Portuguese school*

–“TECH PALS”–





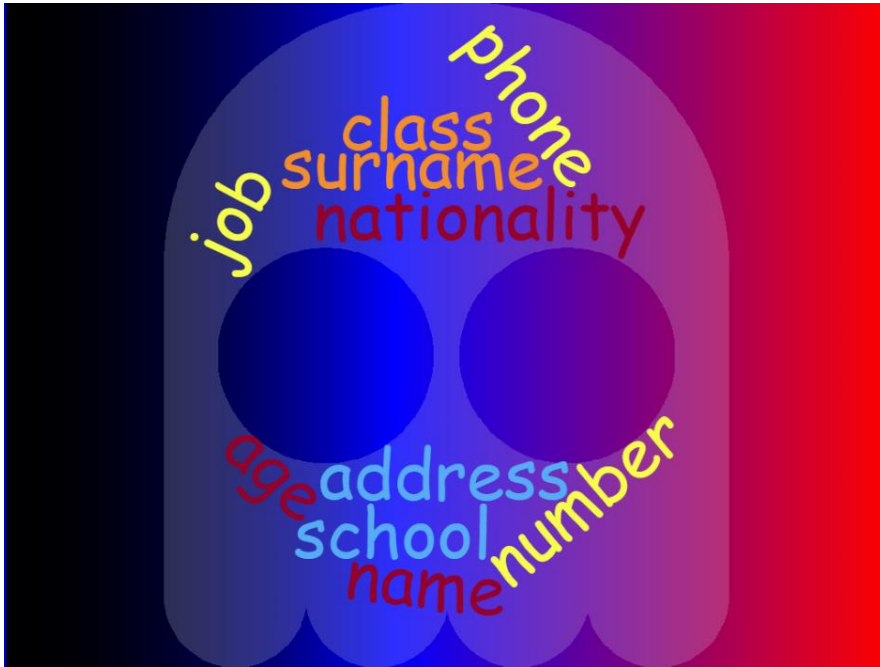
Sharing logos



Sharing:

- *photos*
- *didactic material*
- *research work*
- *digital products, using*

<https://prezi.com/>



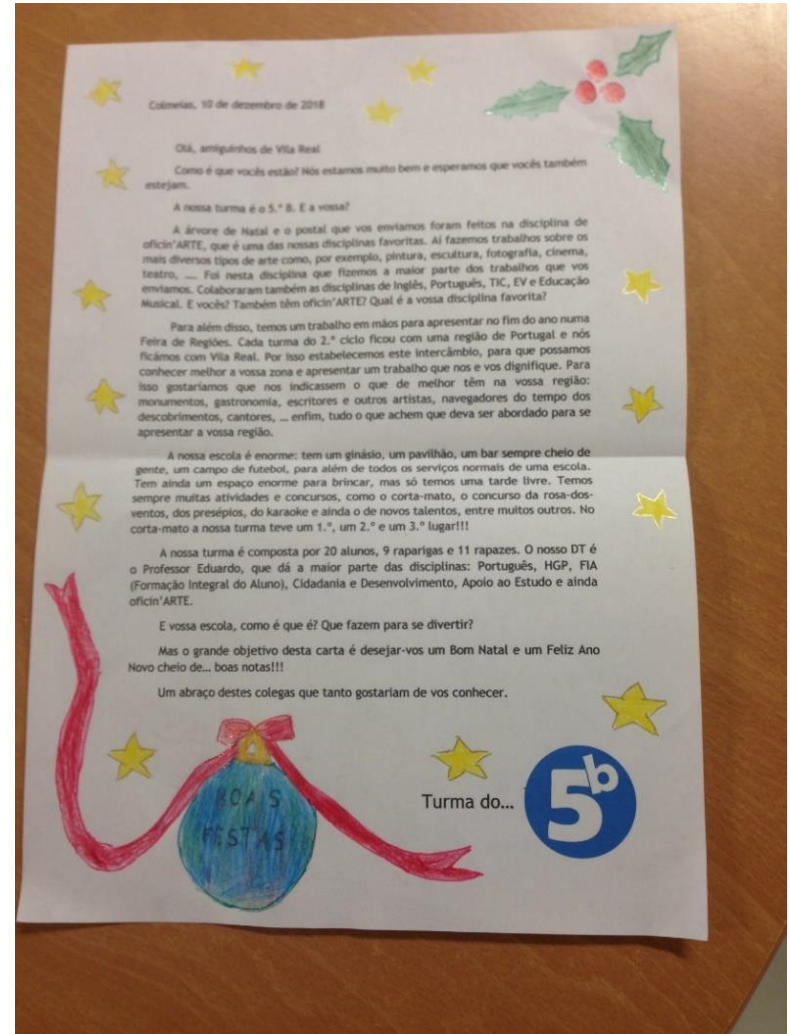
Sharing:

- *wordclouds*
- *audio presentations, using*
<https://www.voki.com/>



Sharing:

- *letters/postcards*
- *objects*
- *IDEAS*





8 - Dissemination



<https://www.facebook.com/groups/1777653969143761/>

pe | Trello GIAE Início | GIAE ONLINE Yourope website Yourope bulletin board eTwinning Live facebook "YOUROPE" Projeto "Inglês com TICs e (re)toques na BE do 1º ciclo" Bibliotecas do Agrup



Projeto "Inglês com TICs e (re)toques na BE do 1º ciclo"



Cláudia

Home



Projeto "Inglês com
TICs e (re)toques
na BE do 1º ciclo"

Public Group

About

Discussion

Members

Events

Videos

Photos

Files

Group Insights



Joined ▼

✓ Notifications

➦ Share

⋮ More

<https://www.facebook.com/groups/1777653969143761/>

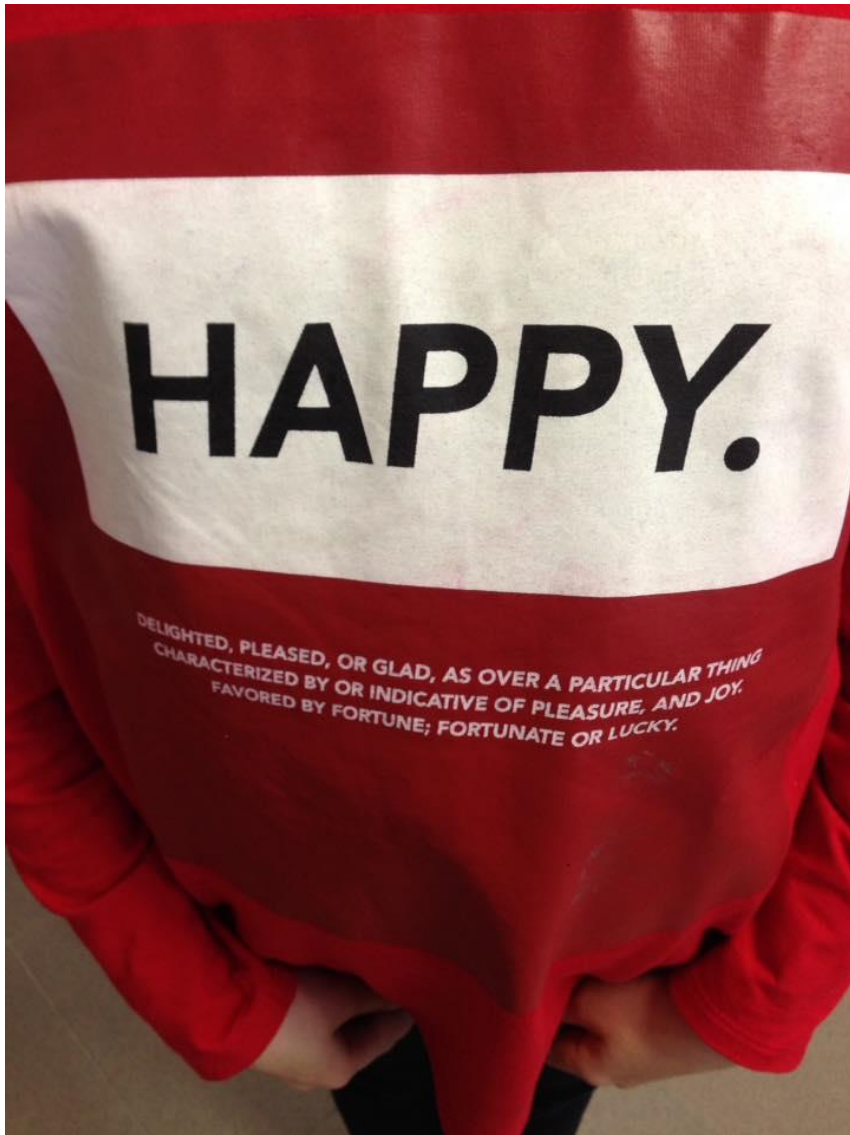
(332 members)



9 - Conclusion

Motivate your students, involve them and try creative things to have great fun learning English.





Thanks for your attention!

Cláudia Mota

claudiasousamota@gmail.com