



**Young Digital Planet**

**How Developing  
New Learning Environment  
for Early and Special Needs Education  
Created National Standards.**

Jolanta Galecka  
Education Expert
























## Ćwiczenia

POWIEŚ

### Poruszanie się po Programie

- Plansza wyboru stworka
- Ikony dostępne na poszczególnych ekranach
- Dodatkowe opcje dostępne podczas pracy z zagadnieniem

### Programy narzędziowe

- Wymowa
- Gimnastyka warg i języka
- Uczę się pisać
- Labiogramy



## Ćwiczenia

POWIEŚ



### Poruszanie się po Programie

- Plansza wyboru stworka
- Ikony dostępne na poszczególnych ekranach
- Dodatkowe opcje dostępne podczas pracy z zagadnieniem

### Programy narzędziowe


- Wymowa
- Gimnastyka warg i języka
- Uczę się pisać
- Labiogramy



















































in human development areas:

- Articulation skills
- Auditory perception
- Graphomotoric skills
- Lexical skills
- Linguistic skills
- Manual skills
- Mathematical skills
- Motor skills
- Musical skills
- Social skills and emotions
- Spatial perception
- Visual perception
- Thinking skills

Our solution stimulates many more...

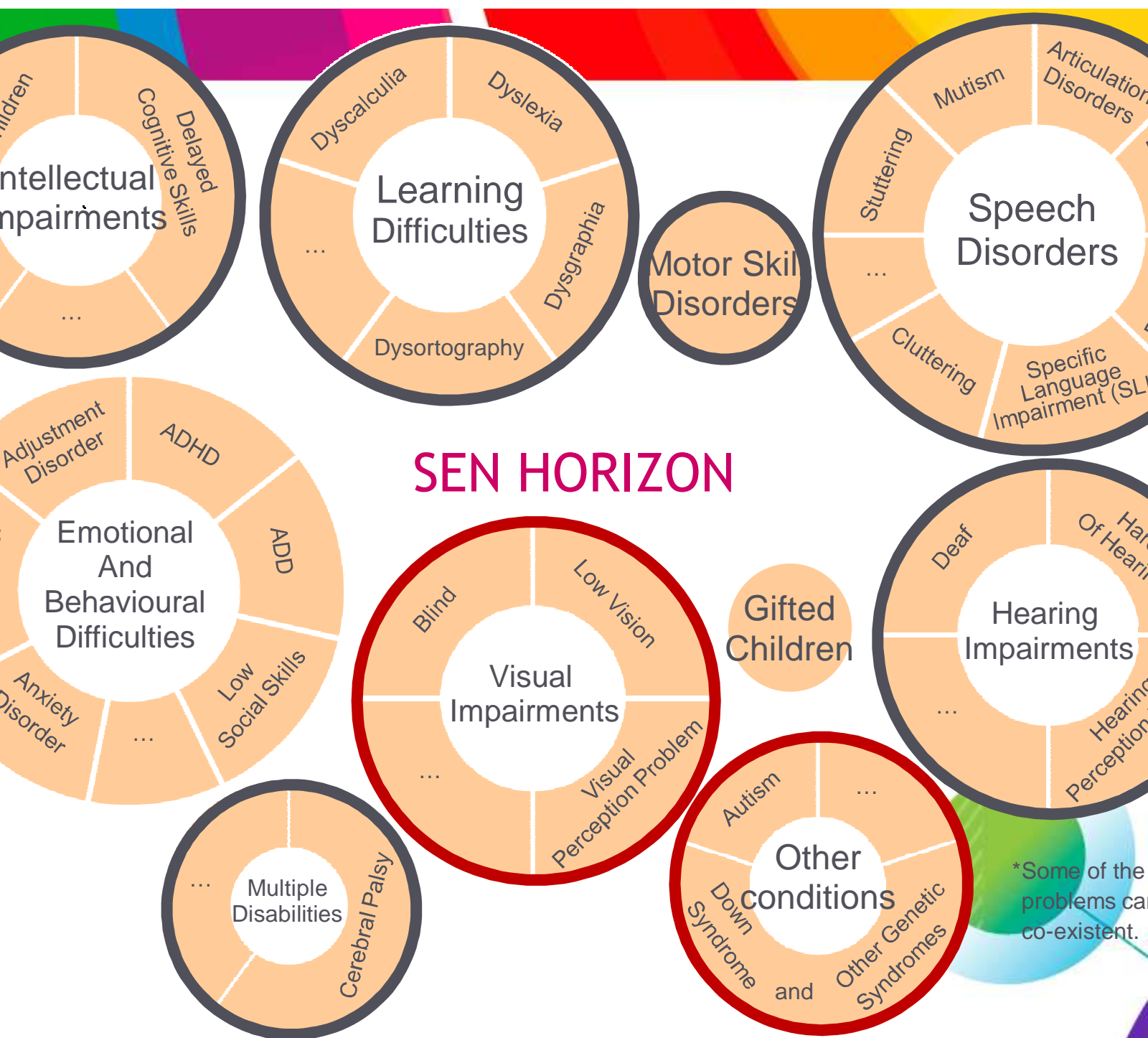


COMPLETE SOLUTION  
FOR EARLY & SPECIAL NEEDS  
EDUCATION













joy



cheerful


fury

sadness

boredom

fear

surprise



cheerful







angry

joy

fury



sadness

boredom

fear

surprise



angry





sad

joy

fury

sadness

boredom

fear

surprise



sad





boredom

joy

fury

sadness

boredom

fear

surprise



boredom





scared

joy

fury

sadness

boredom

fear

surprise



scared





surprised

joy

fury

sadness

boredom

fear

surprise



surprised

































find the hands which clap























Text formatting





Letters

☐ CAPITAL

Background color



Font color





Font size



Clear

Accept

Aa








find the hands which clap

Aa













*Cut out the labels and paste each of them on a selected wagon of each train. Then, like you would hear at the train station, try to announce the arrival of each train at the same pace as such trains run.*



*Find out what instruments the children play. Colour each skipping rope with a different colour.*






Cut out and arrange the illustrations in appropriate sequence.




✂ Cut out the pictures and play a memory game.




*Teddy Bear*

Here's a little teddy bear  
sitting on a chair.  
Thinking what to do today.  
Shall I sing?  
Shall I play?  
Shall I dance?  
Who's to say?  
Me and you - you and I,  
We could figure something out.  
Shall we try?



 Match the picture with its shadow.




Match the illustration to the rhymes so that they can be completed.


ing, buzzing nearby.  
Annoying! It's a .....




Our trousers seem to be loose,  
There's one ..... more to use.



Long long needle, little paw.  
A ..... now I know.










Red with black spots on its back  
is our favourite .....



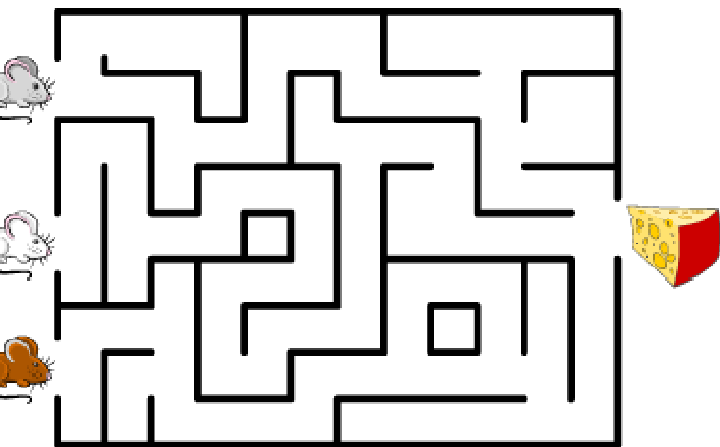
Fear of venom keeps me awake  
I've just seen a legless .....




✂ Cut out and arrange illustrations in the order you do these activities during the day and talk about them.



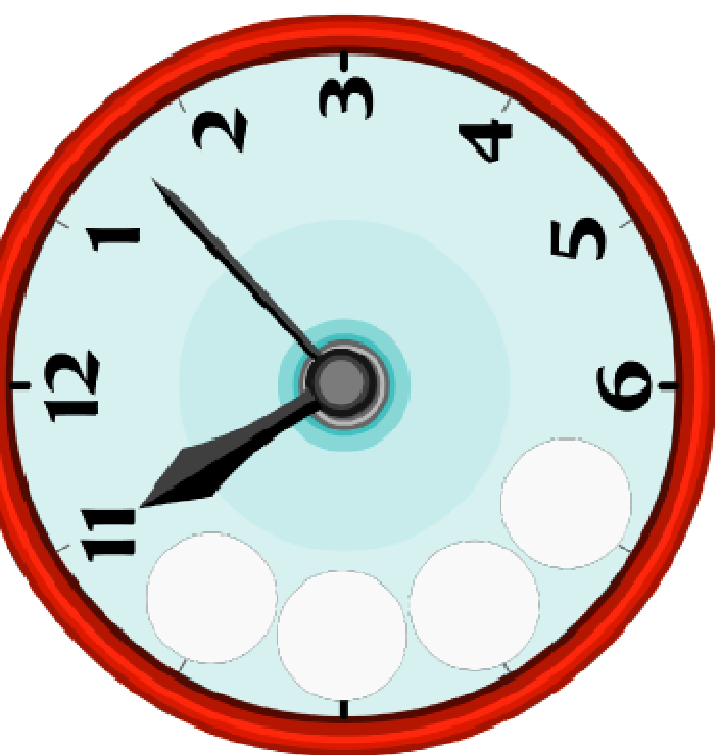
Lead the mice through the labyrinth to the cheese.



Do the crossword.



Cut out the pictures and complete the clock with activities you do during day. Talk about them.



✂ Cut the doll and her clothes out and dress the doll as you like.



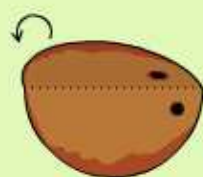







Step by Step





### The cock

Cut out the circle and fold it in half along the dotted line. Next, cut out and glue the remaining parts onto it: the wings, the comb and the beak. To make the rooster's tail, fold the rectangular piece of paper into a zigzag and place it in the opening you have cut on the back of the main part.



### The chick

Cut out the circle and fold it in half along the dotted line.  
Next, glue the head onto it.





# Traditional Materials

















User: **demo** | Schooladmin | Profile | Logout



[Start & Search](#) | [Shop](#) | [Help](#) | [Shopping Cart](#)

Use resources using...

Enter keyword  [Search](#)

by Step [▶](#)

Games [▶](#)

ing Pictures [▶](#)

Games [▶](#)

and Say step 1 [▶](#)

and Say step 2 [▶](#)

Rhythmics [▶](#)

Categories [▼](#)

Resource type

Playlist (1)

son (219)

ivity (1600)

ie (730)

ksheet (491)

chard (463)

son plan (47)

Development category

ulation skills (230)

itory sensitivity (134)

phomotoric skills (676)

ical skills (1592)

uistic skills (27)

ual skills (118)

hematical skills (48)

oric skills (44)

## Start & Search

### Playlists

Jola  
marek  
port

Start  
Start  
Start

[Create new Playlist](#)

[more](#)

### Pupil's Homework

hhgh

results (1)

[Create new Homework](#)

[more](#)

### Improve your teaching methods

Enhance your pupils' comprehensive development. Use a few thousand interactive resources, hundreds of printable worksheets and make your lessons more attractive.

### Create your own lessons

Make your own playlists to create lessons which are tailored to your pupils' needs. Add your own files and let children make the most of their educational potential.

### Prepare Homework

Arrange assignments for your pupils to work on at home with their parents. Engage pupils to learn with their parents in order to boost their development.

### Track pupils' progress

Use the application to track each student's individual progress and report the results to their parents. Add additional documents and notes to have all your data in one place

## Your Details

My Username: demo  
School: Demo school  
Available space: 48,98 MB

## References

"eduSensus Teachers & Therapists is a great support of my everyday work as a special educational needs therapist. I can quickly prepare personalised courses for my patients (...)" [PhD. Ann Lebrovitz](#)

[more](#)

## Sample activities







[Login](#) | [Help](#) | [Contact Us](#) | [About Us](#) | [Shopping Cart](#)

[Resources](#) | [My Pupils](#) | [My Playlists](#) | [Shop](#)



Create pupils accounts  
and plan tailor learning pathway



Products & Packages

Resources Types

Skills & Development Areas

Full Access

All eduSensus  
products

Fundamental  
Skills

Step by Step

Voice & Vocal  
Function

Logo Games

Sounds, Words  
& Onomatopelas

Talking Pictures

Language  
& Communication  
Skills

Word Games

Vocabulary & Sign  
Language part 1

Look & Say step 1

Vocabulary & Sign  
Language part 2

Look & Say step 2

Musical Education

Logo Rhythms

School  
Readiness

Assessment & Exercises

Key Features

Find out more...

Video Tutorial

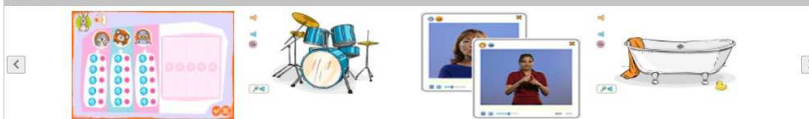


Free Trial

Try eduSensus  
Teachers & Therapists  
for free!



Sample Resources







[Homepage](#) / [Search results](#)

**Categories**

Products

Skills & Development Areas

Resources Types

Topics

Fundamental Skills ▶

Voice & Vocal Function ▶

Sounds, Words & Onomatopoeias ▶

Language & Communication Skills ▶

Vocabulary & Sign Language part 1 ▶

Vocabulary & Sign Language part 2 ▶

Musical Education ▶

School Readiness ▶

Display: 30 | 60 | 90      Sort by: Title | Resource Type

Resources: 1 – 25 Total: 4065      1 2 3 4 5 6 7 8 9 10

<p>Adjectives Lesson</p>	<p>Adjectives - activities Lesson</p>	<p>Adverbs Lesson</p>
<p>Adverbs - activities Lesson</p>	<p>Aliens Lesson</p>	<p>An elephant and a mouse Lesson</p>
<p>Animal voices Lesson</p>	<p>Animals - a rhyme Lesson</p>	<p>Animals in the forest Lesson</p>
<p>Animals in the forest Lesson</p>	<p>Animals in the forest - activities Lesson</p>	<p>Animals in the zoo Lesson</p>









